




REPUBLIC OF THE GAMBIA

## THE GAMBIA CONSUMER PRICE INDEX (CPI) MAY 2013



### CAUTION

The Gambia Bureau of Statistics is very pleased to deliver to users the new Consumer Price Index (CPI) based in 2004 that replace the previous one which was based in 1974. The CPI is published every month by the 15<sup>th</sup>.

	ALL ITEMS(NEW SERIES; 2004=100)	Weights	May-12	Feb-13	Mar-12	Apr-13	May-13	Changes in % over	
								1 month	Over 12 Months
	<b>OVERALL INDEX</b>	61841	<b>137.78</b>	143.80	144.37	144.94	<b>145.60</b>	<b>0.45</b>	<b>5.68</b>
01	Food and non-alcoholic beverages	33837	<b>149.20</b>	156.85	157.56	158.21	<b>159.02</b>	<b>0.51</b>	<b>6.58</b>
011	Food	32 914	<b>149.98</b>	157.76	158.50	159.15	<b>159.97</b>	<b>0.51</b>	<b>6.66</b>
0111	Bread & Cereals	7 891	<b>145.28</b>	158.37	159.05	159.75	<b>160.92</b>	<b>0.73</b>	<b>10.76</b>
0112	Meat	8 217	<b>136.79</b>	142.90	143.74	144.24	<b>144.93</b>	<b>0.48</b>	<b>5.95</b>
0113	Fish	2 226	<b>125.36</b>	129.21	129.55	130.37	<b>130.97</b>	<b>0.47</b>	<b>4.48</b>
0114	Milk, Cheese and Eggs	1 462	<b>124.74</b>	128.96	129.07	129.52	<b>130.11</b>	<b>0.45</b>	<b>4.30</b>
0115	Oils and fats	3 469	<b>178.30</b>	187.41	189.03	190.27	<b>191.38</b>	<b>0.59</b>	<b>7.34</b>
0116	Fruits & nuts	1445	<b>154.91</b>	164.02	164.87	165.74	<b>166.05</b>	<b>0.19</b>	<b>7.19</b>
0117	Vegetables, root crops & tubers	4 533	<b>171.34</b>	176.76	177.29	177.52	<b>177.96</b>	<b>0.25</b>	<b>3.86</b>
0118	Sugar, jam, honey & sweets	1 420	<b>205.79</b>	214.40	214.67	215.62	<b>216.35</b>	<b>0.34</b>	<b>5.13</b>
0119	Other food products	2 248	<b>130.71</b>	133.81	134.38	135.06	<b>136.14</b>	<b>0.80</b>	<b>4.16</b>
012	Non-alcoholic beverages	923	<b>121.32</b>	123.99	124.07	124.31	<b>125.08</b>	<b>0.62</b>	<b>3.10</b>
02	Alcoholic beverages, Tobacco and Narcotics	416	<b>109.27</b>	111.55	111.66	111.90	<b>112.28</b>	<b>0.34</b>	<b>2.76</b>
03	Clothing, textiles and footwear	6 911	<b>116.28</b>	119.07	119.42	119.54	<b>119.70</b>	<b>0.14</b>	<b>2.95</b>
031	Clothing, Garments and Tailoring services	5 434	<b>115.31</b>	117.78	118.07	118.18	<b>118.32</b>	<b>0.12</b>	<b>2.61</b>
032	Footwear	1 477	<b>119.83</b>	123.82	124.38	124.53	<b>124.79</b>	<b>0.20</b>	<b>4.14</b>
04	Housing, water, electricity, gas and other fuels	2 089	<b>134.20</b>	153.47	154.37	155.27	<b>156.05</b>	<b>0.50</b>	<b>16.28</b>
042	Actual rent	498	<b>123.26</b>	124.73	124.81	125.22	<b>125.22</b>	<b>0.00</b>	<b>1.58</b>
043	Electricity, gas and other fuels	1 431	<b>141.08</b>	163.91	165.18	166.35	<b>167.38</b>	<b>0.62</b>	<b>18.64</b>
05	Furnishings, household equipment and routine household maintenance	3 215	<b>120.57</b>	122.98	123.33	123.67	<b>123.85</b>	<b>0.15</b>	<b>2.73</b>
06	Health	728	<b>102.19</b>	102.56	102.56	102.62	<b>102.72</b>	<b>0.10</b>	<b>0.52</b>
07	Transport	2 706	<b>162.56</b>	181.74	183.15	186.71	<b>191.57</b>	<b>2.61</b>	<b>17.85</b>
08	Communication	1 822	<b>102.82</b>	103.18	103.20	103.21	<b>103.29</b>	<b>0.08</b>	<b>0.46</b>
09	Recreation and culture	957	<b>110.28</b>	112.12	112.35	112.59	<b>112.94</b>	<b>0.31</b>	<b>2.41</b>
10	Education	918	<b>106.81</b>	107.14	107.14	107.14	<b>107.19</b>	<b>0.04</b>	<b>0.35</b>
11	Restaurants and Hotels	222	<b>140.63</b>	146.39	147.37	148.34	<b>149.49</b>	<b>0.77</b>	<b>6.30</b>
12	Miscellaneous goods and services	3 639	<b>147.25</b>	152.14	152.59	153.49	<b>154.19</b>	<b>0.46</b>	<b>4.72</b>
	<b>12 MONTH MOVING AVERAGE</b>		<b>135.55</b>	140.23	140.84	141.49	<b>142.14</b>	<b>0.46</b>	<b>4.86</b>
	<b>OVERALL INDEX</b>		<b>137.78</b>	143.80	144.37	144.94	<b>145.60</b>	<b>0.45</b>	<b>5.68</b>
	<b>FOOD AND NON-ALCOHOLIC BEVERAGES</b>		<b>149.20</b>	156.85	157.56	158.21	<b>159.02</b>	<b>0.51</b>	<b>6.58</b>
	<b>NON-FOOD PRODUCTS AND SERVICES</b>		<b>122.81</b>	126.97	127.37	127.83	<b>128.29</b>	<b>0.36</b>	<b>4.46</b>

Inflation on year-on-year basis for May 2013 is 4.50 percent which is higher than the previous month (April 2013) by 0.12 percent. The May inflation is explained by increases in cost of food, electricity, gas and other fuel, transport and restaurants and hotels which increased by 6.66, 18.64, 17.85 and 6.30 percent respectively. For the food inflation, 'Bread & Cereals', 'Meat', 'oil and fats', 'Fruits and nuts', 'sugar, jam honey and sweets' were the main contributors to the increase.

For the Non-Food items, the major increases were recorded by 'electricity, gas and other fuel', 'Transport,' 'Restaurants' and 'miscellaneous goods and service'. There were also some increases within the 'Foot wear' and 'Recreation and culture', sub groups.

During the months of April 2013 to May 2013, for the food items, 'Other food products' show the highest increase of 0.80, followed by 'Bread and Cereals' with 0.73 percent increase, 'whilst 'Oils and Fats' sub-group went up by 0.59 percent. 'Meat and meat products' registered an increase of 0.48 percent as well.

Using the 12 months-moving-average measure, inflation is about 4.5 percent compared to the 4.4 percent that was recorded for April 2013, hence inflationary pressure has slightly increased by 0.1 percent during the months, April 2013 to May 2013.

Overall Annual Inflation Rate (over 12 months - Comparison with the same month for the previous year)

Year	Jan	Feb	March	April	May	Jun	July	Aug	Sept	Oct	Nov	Dec
2010	3.6	3.8	4.0	4.1	4.1	4.5	6.2	6.1	6.2	6.2	5.9	5.8
2011	5.0	5.4	5.4	5.5	5.5	5.4	3.9	4.3	4.1	4.3	4.3	4.4
2012	4.3	3.8	3.9	3.8	4.1	4.2	4.4	4.2	4.2	4.3	4.7	4.9
2013	5.2	5.3	5.4	5.6	5.7							

Figure1. Annual changes – Comparison with the same month of the previous year (May. 2012 to May. 2013)

### Annual Inflation Rate

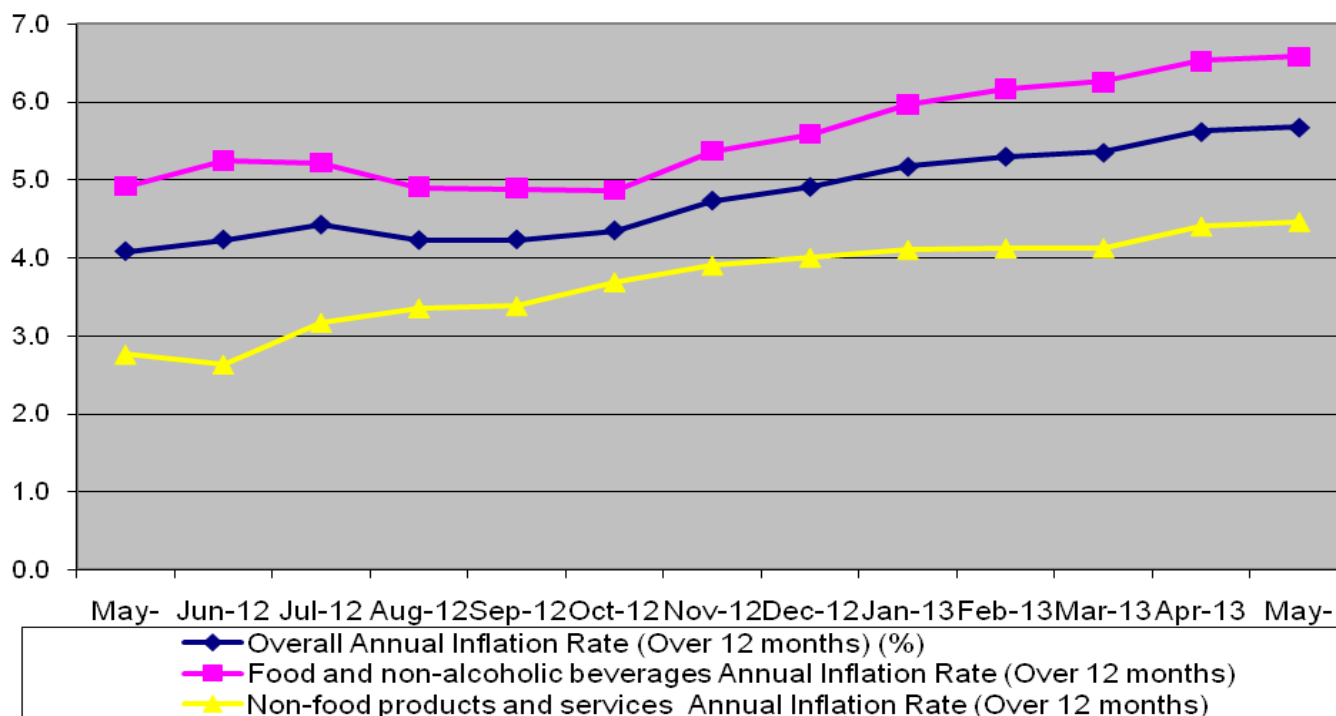
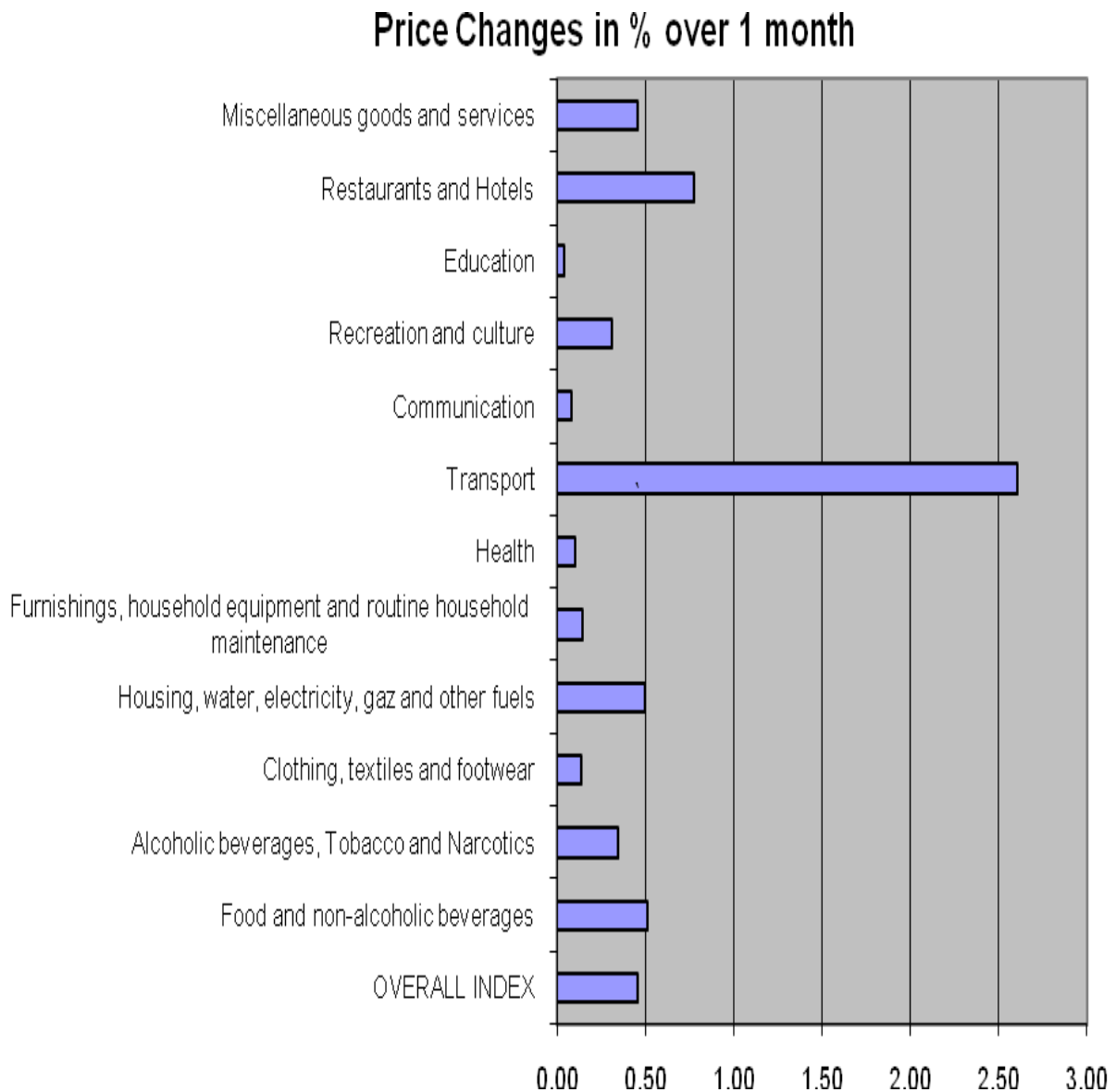


Figure 2.

Monthly changes – Comparison with the previous month: April 2013 to May 2013



#### CONTACTS

The Gambia Bureau of Statistics (GBOS)

Kanifing Institutional Layout

P.O.Box 3504 Serekunda

Tel. (220) 439 4529

Fax. (220) 437 7848

Web site: [www.qbos.gm](http://www.qbos.gm)

Publication Director: Mr. Nyakasi Sanyang, Statistician- General

Publication Editor: Mr Ousman Dibba, Director Prices and Government Finance Statistics GBOS

email: [ousman\\_dibba@yahoo.com](mailto:ousman_dibba@yahoo.com)

Statistician in charge of CPI: Fatou Darboe

email: [fdjabang@yahoo.com](mailto:fdjabang@yahoo.com)